

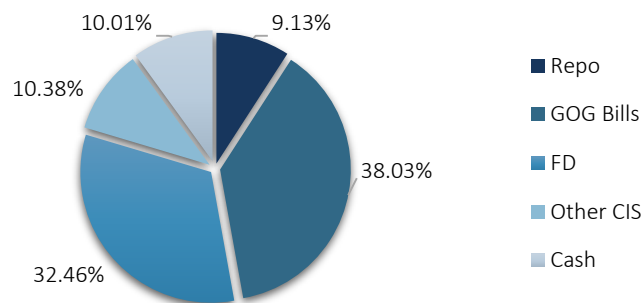
PSL FIXED INCOME UNIT TRUST

FUND FACT SHEET (JANUARY 2026) - Price (GHS): 0.8298 - YTD (%): 0.94 - RETURNS (INCEPTION (%): 65.95

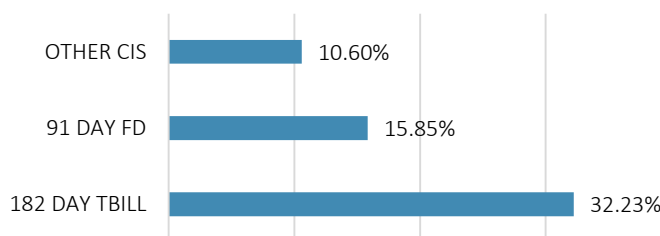
FUND DETAILS

Portfolio Manager	Joyce Dentu-Kurtsmann
Inception Date	February 2023
Currency	Ghana Cedi (GH¢)
IPO Unit Price	GHS 0.50
Current Unit Price	GHS 0.8298
Fund Size	GHS 6,608,773.41
Minimum Initial Amount	GHS 50.00
Minimum Top-Up Amount	GHS 5.00
Subscription Fee	None
Redemption Fee	1% (<3yrs); Nil (>3yrs)
Valuation Period	Daily
Management Fee	1.5% p.a.

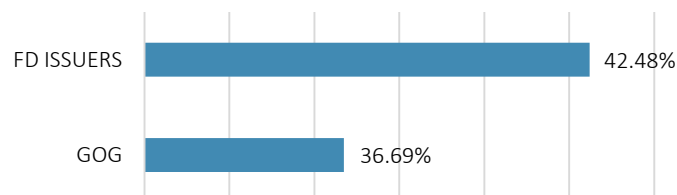
ASSET ALLOCATION



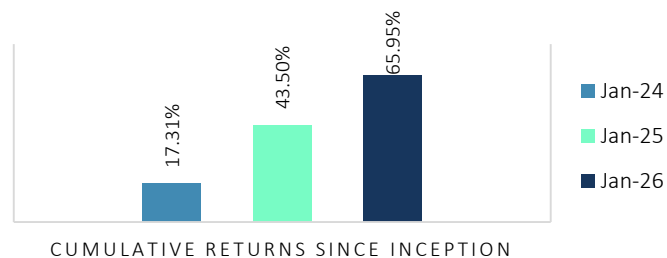
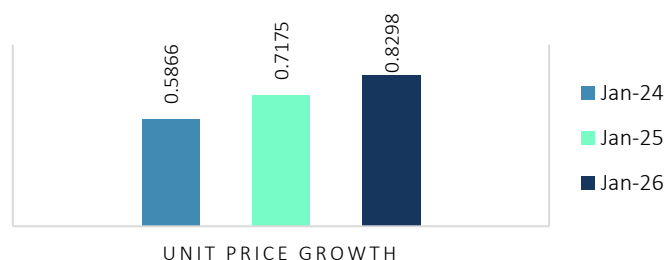
TOP HOLDINGS



SECTOR CONCENTRATION



PRICE GROWTH AND CUMULATIVE RETURNS



INVESTMENT OBJECTIVE

The PSL Fixed Income Unit Trust is an open-end fund focused on capital preservation and competitive income generation. The Fund invests primarily in short-term fixed income instruments, including GoG securities, FDs, and other CIS funds.

STRATEGY

The Fund adopts a disciplined short-duration strategy, allocating across Treasury bills, fixed deposits and money market instruments to optimize yield while maintaining liquidity and managing downside risk.

FUND PERFORMANCE

The Fund delivered a return of 0.94% in January 2026, bringing YTD performance to 0.94%. Over the past 12 months, the Fund returned 15.65%, outperforming the 91-Day T-Bill benchmark by 1.74%. The Fund has generated a cumulative return of 65.95%, reflecting consistent income generation since inception.

MARKET COMMENTARY

Short-term yields declined in January following the Bank of Ghana's 250 basis point reduction in the policy rate to 15.5%, supported by easing inflationary pressures, with headline inflation reaching a 27-year low of 3.8%. Yields on the 91-day and 182-day Treasury bills fell to 10.83% and 12.38%, respectively, while the 364-day bill eased to 12.82%. Liquidity conditions remained supportive, with continued investor demand for short-dated government securities. The Fund maintained a short-duration bias, positioning to reinvest at competitive yields while limiting interest rate risk.

Prudential Securities Limited is licensed and regulated by the Securities and Exchange Commission (SEC), Ghana.

Auditor: Asamoah Bonsu & Co | Trustee: Universal Merchant Bank | Fund Manager: Prudential Securities Ltd

Address: Prudential Bank Head Office, No. 8 John Harmond Street – Ring Road Central Accra | Telephone: 0302 770 936 / 055 110 2222

Email: info@prudentialsecurities.com.gh

Kindly read the scheme particulars before investing.

PORTFOLIO STATISTICS

METRIC	VALUE
Weighted Average Yield	10.81% p.a.
Yield on Earning Assets (Excl. cash)	13.22%
Weighted Avg. DTM (GOG & FD)	63 Days
Weighted Avg. Duration (GOG & FD)	0.17 years
Number of Holdings	12
Annualized Volatility (12M)	0.99%
Monthly Volatility	0.29%
Sharpe Ratio (12M)	2.64
Largest Single Exposure	19.62% (182 Day T-Bill)
% of Top 3 Holdings	38.26%
Government Exposure	36.69%
Bank Exposure	25.17%
SDIs Exposure	17.31%

RISK PROFILE

Low

Low-Medium

Medium

High

The Fund is exposed primarily to interest rate and counterparty risk but maintains a diversified allocation across government and bank instruments.

WHY INVEST IN PSL FIXED INCOME UNIT TRUST?

- ✓ Focused on capital preservation
- ✓ Competitive and consistent returns
- ✓ Daily liquidity
- ✓ No subscription fee
- ✓ Consistent benchmark outperformance

WHO SHOULD INVEST?

- ✓ Individuals seeking steady income
- ✓ Investors saving for medium-term goals
- ✓ Risk-conscious investors
- ✓ Those looking for an alternative to traditional savings accounts

INVESTMENT OUTLOOK

The Fund remains positioned to benefit from stable liquidity conditions and disciplined reinvestment across short-term instruments.

Management will continue to prioritize capital preservation while seeking opportunities to enhance yield within approved risk parameters.

Monthly Perf. (%)	JAN	FEB	MAR	APR	MAY	JUN	JUL	AUG	SEP	OCT	NOV	DEC	YTD
2026	0.94												0.94
2025	1.75	1.62	1.75	1.39	1.29	1.23	1.19	1.10	1.08	1.06	0.99	0.98	16.58
2024	2.06	1.73	2.13	1.64	1.81	1.52	1.75	1.65	1.55	1.59	1.54	1.61	22.69

Fund (%) vs Benchmark (%)	1M	3M	6M	YTD	1Y
PSL Fixed Income Trust	0.94	2.94	6.32	0.94	15.65
Benchmark – 91Day Bill	0.95	2.76	5.39	0.95	13.91
Excess Returns	-0.01	+0.18	+0.93	-0.01	+1.74

***Benchmark: 91 Day Treasury Bill Average Yield

DISCLAIMER: This factsheet is for informational purposes only and does not constitute an offer to sell or a solicitation to buy any securities. Investments in unit trusts are subject to market risks, including possible loss of principal. Past performance is not indicative of future results. Investors should consider the Fund's investment objectives, risks, charges and expenses carefully before investing. Please refer to the Fund's prospectus for detailed information. While the information contained herein has been obtained from sources believed to be reliable, its accuracy and completeness are not guaranteed. The views expressed are as at the date of publication and are subject to change without notice.

Prudential Securities Limited is licensed and regulated by the Securities and Exchange Commission (SEC), Ghana.

Auditor: Asamoah Bonsu & Co | Trustee: Universal Merchant Bank | Fund Manager: Prudential Securities Ltd

Address: Prudential Bank Head Office, No. 8 John Harmond Street – Ring Road Central Accra | Telephone: 0302 770 936 / 055 110 2222

Email: info@prudentialsecurities.com.gh

Kindly read the scheme particulars before investing.